
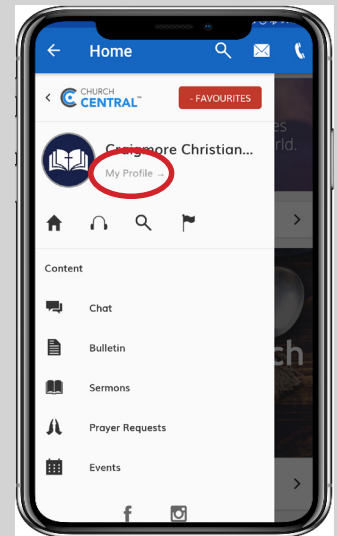
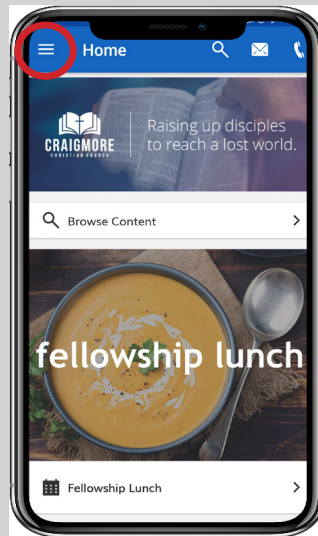


STAY LOGGED IN & UPDATED ON THE CHURCH APP

1

Open App

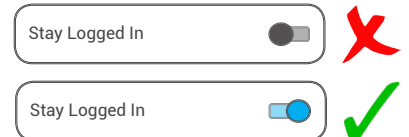
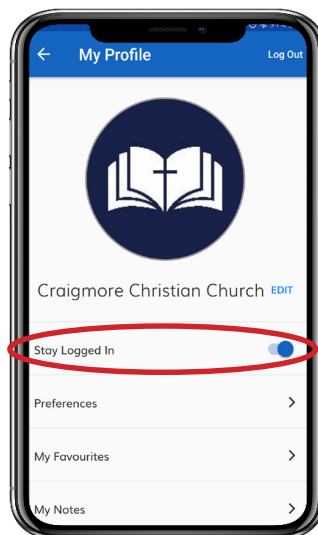
Once you have downloaded the app and created a profile, select the  icon on the side menu, then select 'My Profile' (just under your name)



2

Stay Logged In

Turn on 'Stay Logged In' to make sure you are receiving notifications, and this saves you logging into the app every time you open it.



4

Stay Updated

Open 'Preferences' tab and select the boxes of each ministry that you want to be notified about when there are updates, events, or any information you

